

## FIRST COMPETITOR ON SCENE ADVICE

If you are confronted with an incident and you are the first competitor on scene, the best advice anyone can give is: **DON'T PANIC.....assistance will be with you very soon.**

There are a number of immediate actions that you need to take in order to provide the event's safety services with as much information as possible.

Firstly you must make an assessment of what has happened: **STOP** - take a breath.

**LOOK** - visually evaluate the situation.

**LISTEN** - what can you hear?

Your priorities after that will be to:

- Ensure that your nearest radio operator is informed so that they can update the Stage Commander and Rally Control.
- Keep people away from the incident.
- Ensure a lookout is positioned to warn those on scene of any approaching vehicle.
- Warn other competitors in advance of the incident. If marshals are available, send one further back up the stage to warn approaching vehicles that there is an incident ahead.
- Ensure the warning triangle is out and the OK / SOS board is displayed.

### WARNING TRIANGLE

To warn following competitors of a stationary vehicle ahead.

Position 100 M before the incident and clearly visible

### SOS

Indicates to following crews if further assistance is required - ensure the correct side is displayed.

- Where possible, approach the vehicle from the front.
- Deal with any fire if trained to do so.
- Identify both the electrical cut-off and extinguisher switch and activate as required.

Electrical cutoff **Blue** triangle with **Blue OFF** anticlockwise arrow      **Fire Extinguisher Red E** in red circle

- Keep assessing the situation

If the competitor is still in the vehicle and the vehicle is on fire - GET THEM OUT IMMEDIATELY

If the competitor is still in the vehicle, is responsive and there is no risk of fire:

- **Approach from the front**, look them in the eyes - do they seem aware of their surroundings?
- Speak to them, ask their name - do they respond?
- Any pain or loss of feeling - if yes, keep them where they are!
- **Keep them calm and keep them talking.**
- **DO NOT MOVE THEM UNTIL PROFESSIONAL HELP ARRIVES.**
- **Do nothing else.**

If the competitor is still in the vehicle, is unresponsive and there is no risk of fire:

- Stop any life threatening bleeding by applying direct pressure/plugging the wound
- Ensure an open airway
- Immobilise the head and c-spine (neck)
- Check if they are breathing
- Treat any non-life threatening bleeding

DO NOT REMOVE THEIR HELMET UNLESS THERE IS NO OTHER WAY TO ENSURE AN OPEN AIRWAY.

If the competitor is out of the vehicle:

- Do not grab hold of them - they might be unaware of what is happening and become combative.
- Guide them to a place of safety away from the incident
- Speak to them, ask if they are OK? Keep someone with them.
- Once in a safe place, assess them for injuries:
  - Are they aware of their surroundings?
  - Any signs of injury / are they experiencing pain?

**DO NOT LET THEM WANDER AROUND, BUT KEEP THEM UNDER OBSERVATION**

Afterwards please write a short report for the organisers and either hand it to the first control official that you reach or to the Competitor Relations Officer. This report should cover the facts as you know them and include times of the incident starting and when you left the scene; always include your own details so that the organisers can, if necessary, contact you.

For further guidance, look at the safety video on the MSA web site which is aimed primarily at competing crews [https://www.msauk.org/The-Sport/Rally-Future#prettyPhoto\[video\]/2/](https://www.msauk.org/The-Sport/Rally-Future#prettyPhoto[video]/2/) Thank you



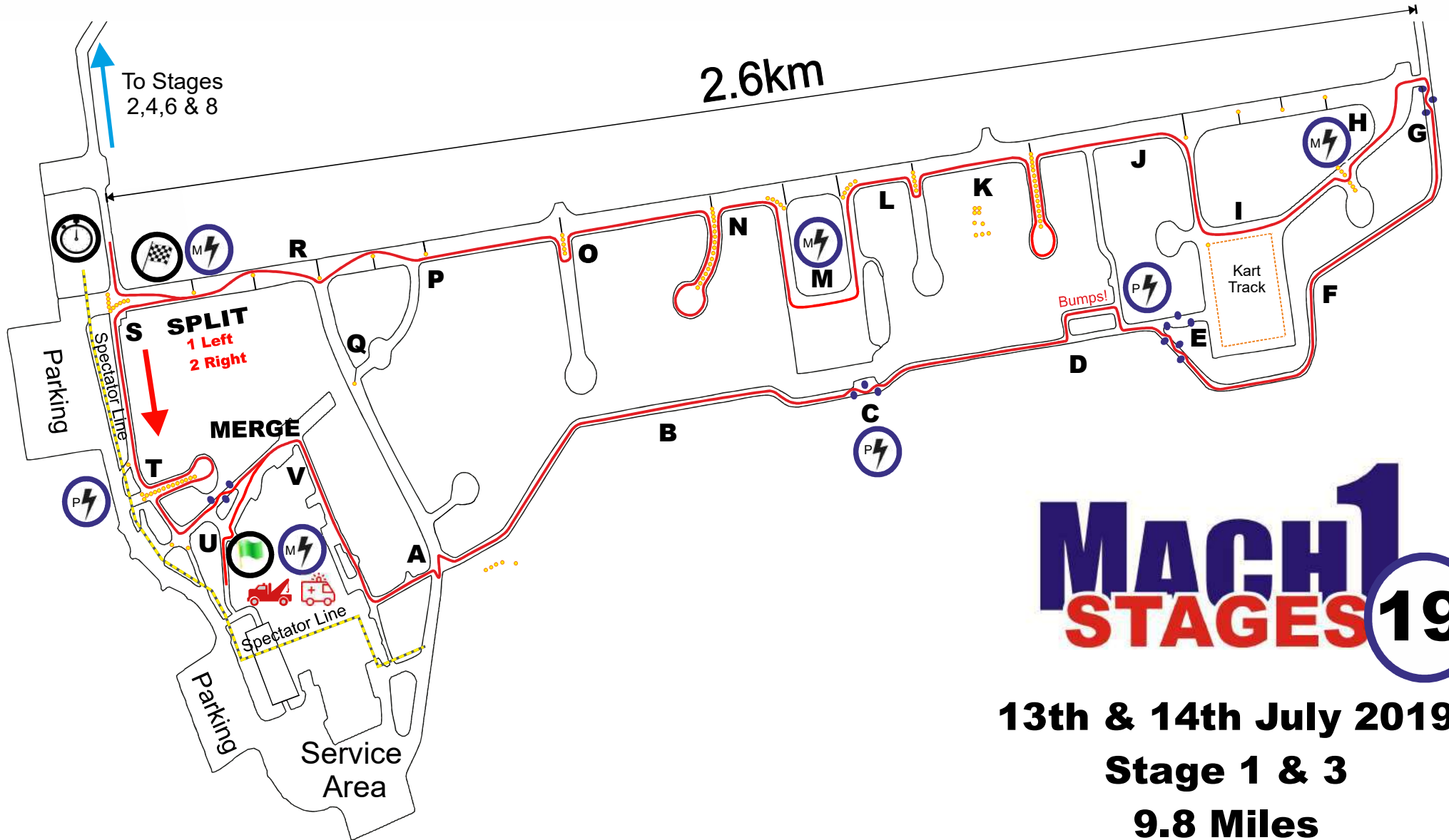
## Saturday 13th July 2019

### LEG 1

		Miles					Due Time
	Stage Name	Road	Stage	Time	Bogey	Target	Car 1
	MTC 1 - Service Out						10:57
1	Taxiway 1		9.80		07:50	20:00	11:00
	RS1 to SA2	0.30		03:00			
	SA2 to SS2			03:00			11:15
2	Bunkers 1		0.90		00:43	01:48	11:18
	RS2 to Service In	1.20		06:00			
	Service 1 In/card collect						11:25
	ATC 3 - Service Out						
3	Taxiway 2		9.80		07:50	20:00	12:30
	RS1 to SA4	0.30		03:00			
	SA4 to SS4			03:00			12:45
4	Bunkers 4		0.90		00:43	01:48	12:48
	RS2 to Service In	1.20		06:00			
	Service 2 In/card collect						12:55
	ATC 5 - Service Out						
5	Taxiway 3		9.30		07:26	19:00	14:45
	RS3 to SA6	0.52		04:00			
	SA6 to SS6			03:00			15:00
6	Gatehouse 1		1.40		01:07	02:48	15:03
	RS4 to Service In	1.33		09:00			
	Service 3 In/card collect						15:12
	ATC 7 - Service Out						
7	Taxiway 4		9.30		07:26	19:00	16:15
	RS3 to SA8	0.52		04:00			
	SA8 to SS8			03:00			16:30
8	Gatehouse 2		1.40		01:07	02:48	16:33
	RS4 to MTC2	1.33		09:00			
	MTC 2/card collect						16:42
<b>LEG 1</b>		<b>6.70</b>	<b>42.80</b>				
Above due times are for reference only, actual restart times for each stage will be given at Service In/Card Collect							



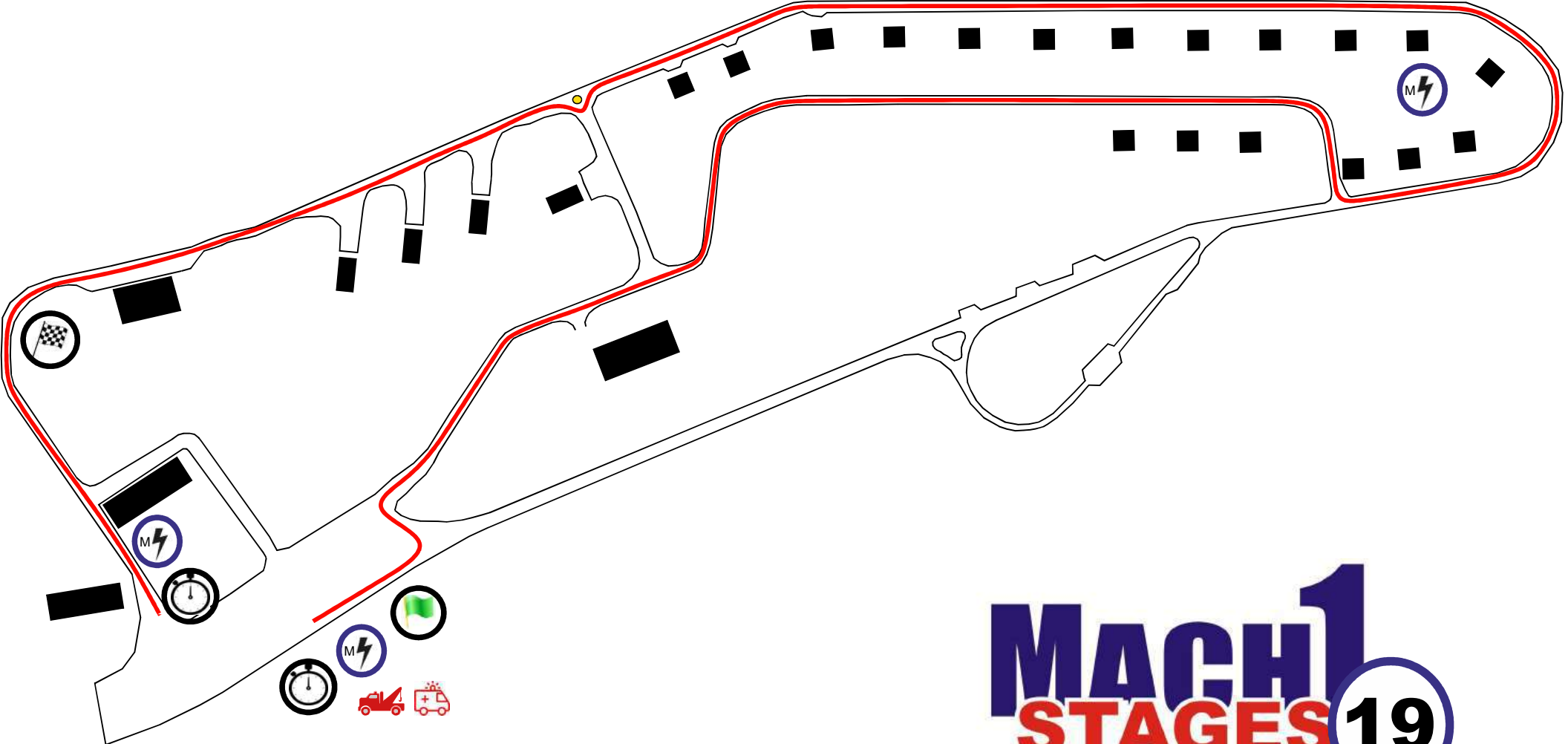
RALLY CONTROL - 07876 754325



# MACH1 STAGES 19

13th & 14th July 2019  
Stage 1 & 3  
9.8 Miles

RALLY CONTROL - 07876 754325



# MACH1

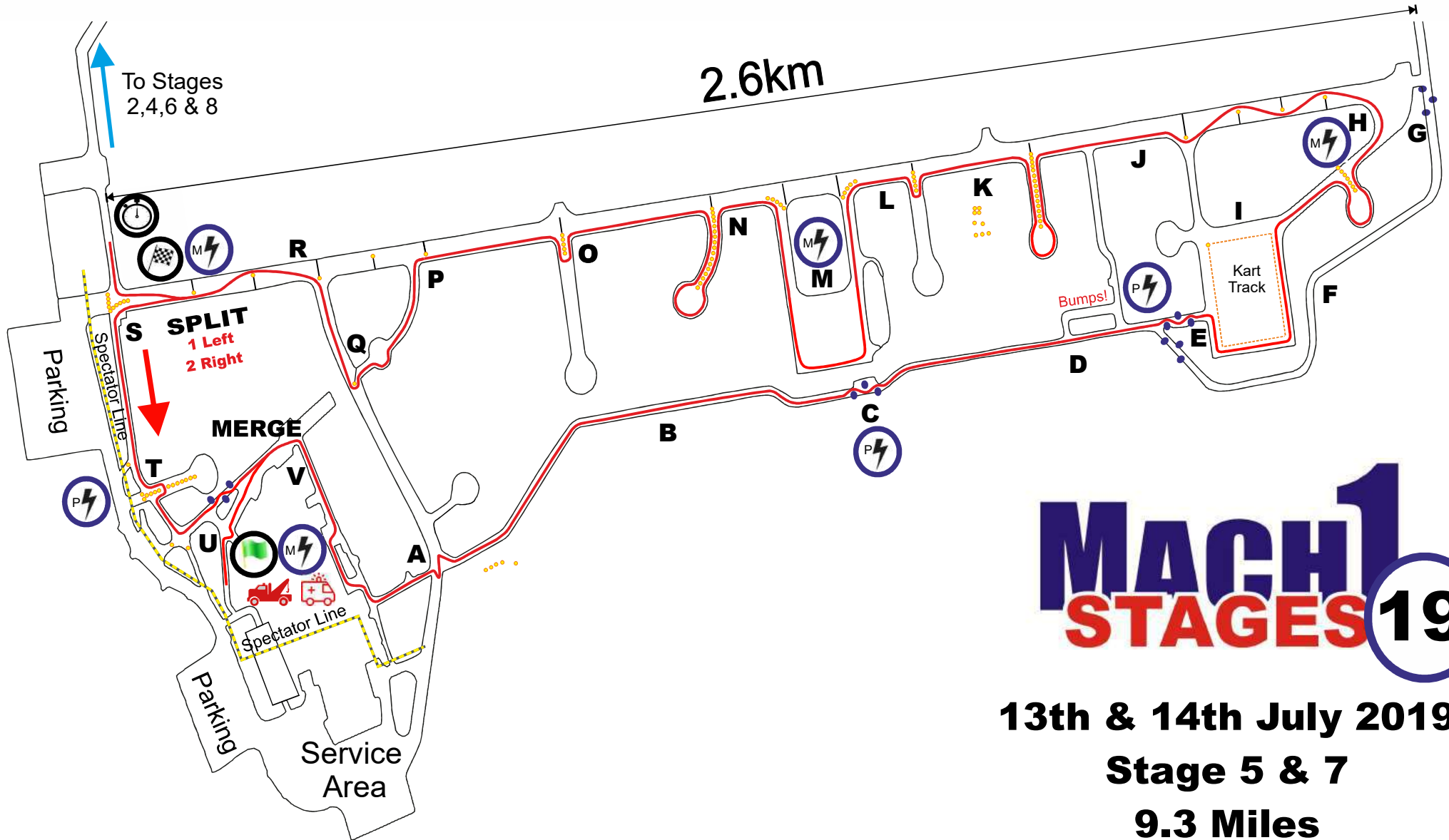
STAGES **19**

**13th & 14th July 2019**  
**Stage 2 & 4**  
**0.9 Miles**



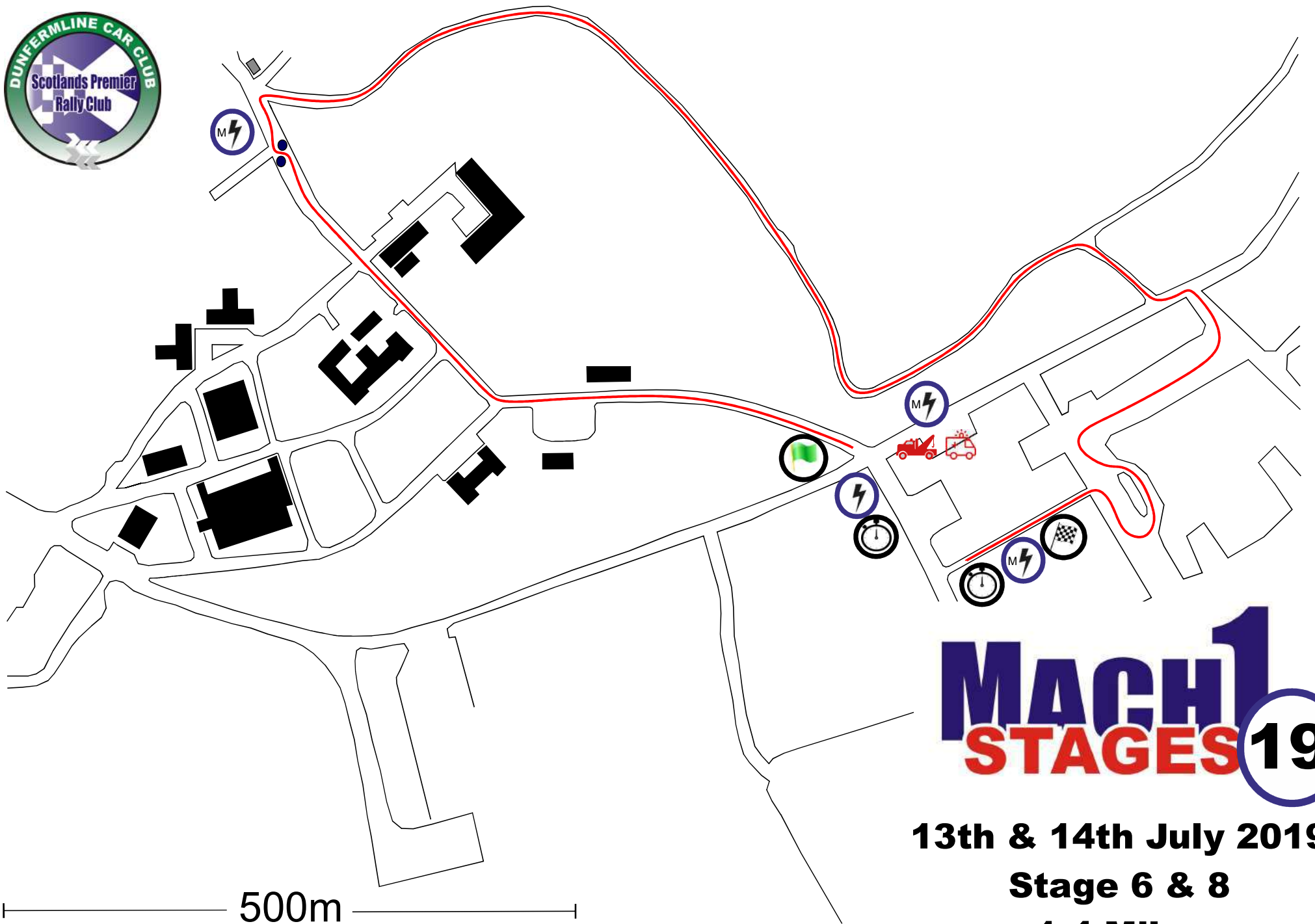


RALLY CONTROL - 07876 754325



# MACH1 STAGES 19

13th & 14th July 2019  
Stage 5 & 7  
9.3 Miles



# MACH1 STAGES 19

**13th & 14th July 2019**

**Stage 6 & 8**

**1.4 Miles**